


# SUMMIT™

# CLARK 3 ANSI

# CLARK 3



## ANSI Dimensional Model Clark 3

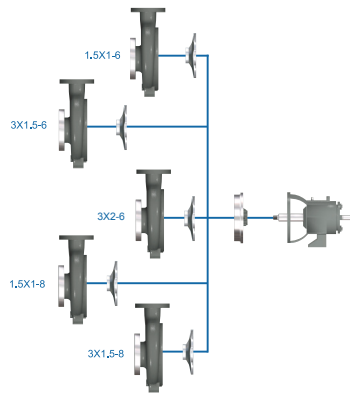


**SUMMIT™**  
**PUMP, Inc**

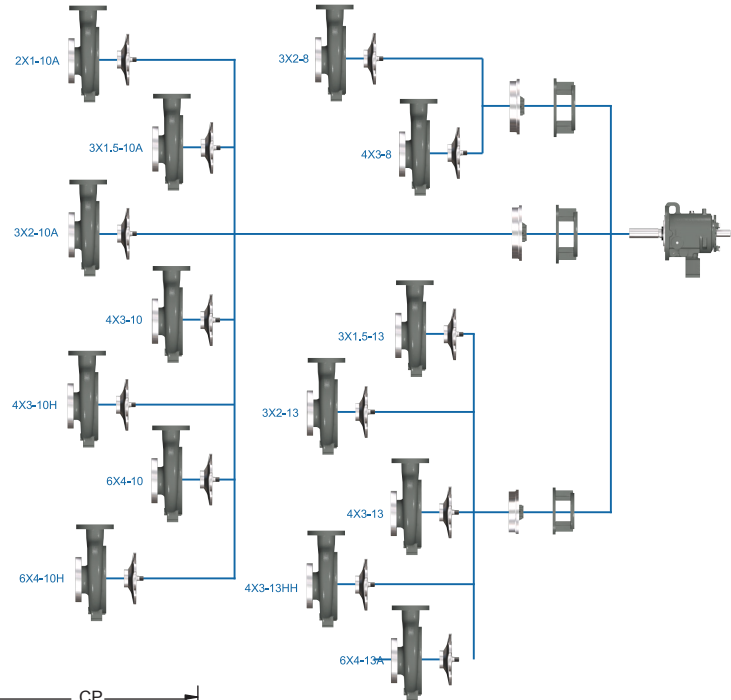
[www.SUMMITPUMP.com](http://www.SUMMITPUMP.com)

© 2016 - 2023 SUMMIT PUMP, Inc

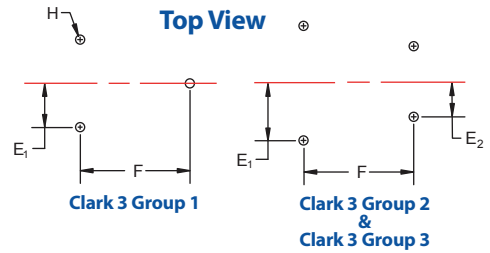
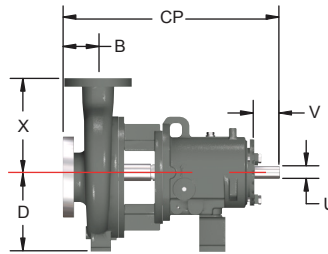
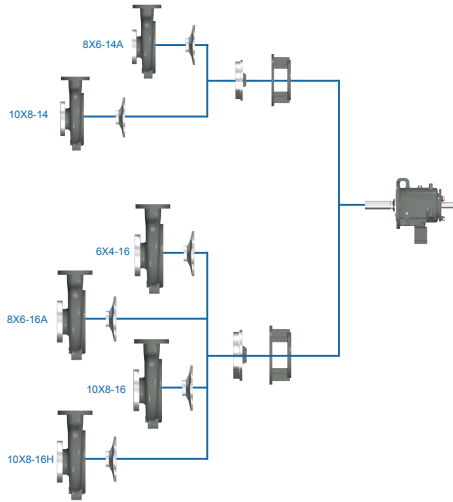
### Clark 3 Group 1



### Clark 3 Group 2



### Clark 3 Group 3



CLARK 3 PUMP DIMENSION CHART

PUMP	SIZE	ANSI	X	D	B	CP	FOOT PATTERN				SHAFT			PUMP WEIGHT
							E1	E2	F	H	U	KWY	V	
Clark 3 Group 1	1.5X1-6	AA	6 1/2	5 1/4	4	17 1/2	3	0	7 1/4	5/8	7/8	3/16X3/32	2	100
	3X1.5-6	AB												110
	3X2-6	AC												115
	1.5X1-8	AA												100
	3X1.5-8													125
Clark 3 Group 2	3X2-8	A60	8 1/4	7	4	23 1/2	4 7/8	3 5/8	12 1/2	5/8	1 1/8	1/4X1/8	2 5/8	200
	4X3-8	A70												230
	2X1-10A	A05												210
	3X1.5-10A	A50												220
	3X2-10A	A60												225
	4X3-10	A70												225
	4X3-10H	A40												250
	6X4-10*	A80												290
	6X4-10H	A80												330
	3X1.5-13	A20												250
	3X2-13	A30												260
	4X3-13**	A40												280
	4X3-13HH	A40												280
	6X4-13A	A80												325
Clark 3 Group 3	8X6-14A	A90	14 1/2	14 1/2	6	33 7/8	8	4 1/2	18 3/4	7/8	2 3/8	5/8X5/16	4	680
	10X8-14	A100												900
	6X4-16													640
	8X6-16A	A110												830
	10X8-16	A120												920
	10X8-16H	A120												990

\* Uses an oversized shaft on the coupling end  
 \*\* Pump size 4x3-13 @ 1800RPM = 13.000" maximum diameter impeller  
 Pump size 4x3-13 @ 3600RPM = 11.000" maximum diameter impeller